

2023 STEPHENS COUNTY ASSESSOR'S OFFICE REPORT TO THE EXCISE BOARD

07/25/2023

City/Village								
DISTRICT	DESCRIPTION	PERSONAL PROPERTY	REAL PROPERTY	PUBLIC SERVICE	TOTAL VALUATION	HOMESTEAD EXEMPTIONS	OTHER EXEMPTIONS	NET VALUATION
T001	Duncan City Levy	51,532,515	125,229,700	5,479,731	182,241,946	4,235,953	3,427,739	174,578,254
T002	COMANCHE CITY	421,089	4,116,042	1,049,159	5,586,290	269,648	173,653	5,142,989
T003	MARLOW CITY	2,529,216	21,364,415	611,176	24,504,807	832,123	576,759	23,095,925
T004	LOCO CITY	23,802	223,579	149,910	397,291	26,000	3,456	367,835
T005	VELMA CITY	222,953	2,424,939	299,950	2,947,842	98,000	33,310	2,816,532
T006	EMPIRE CITY	23,128	2,968,686	8,272	3,000,086	152,000	135,025	2,713,061
T007	BRAY CITY	162,783	5,962,319	8,065,914	14,191,016	243,217	100,156	13,847,643
T008	CENTRAL HIGH CITY	143,423	7,240,886	2,263	7,386,572	270,891	529,337	6,586,344
CITY/VILLAGE TOTAL VALUATION		55,058,909	169,530,566	15,666,375	240,255,850	6,127,832	4,979,435	229,148,583

County								
DISTRICT	DESCRIPTION	PERSONAL PROPERTY	REAL PROPERTY	PUBLIC SERVICE	TOTAL VALUATION	HOMESTEAD EXEMPTIONS	OTHER EXEMPTIONS	NET VALUATION
C001	County General	137,813,749	254,452,130	50,686,826	442,952,705	9,197,591	7,909,966	425,845,148
COUNTY TOTAL VALUATION		137,813,749	254,452,130	50,686,826	442,952,705	9,197,591	7,909,966	425,845,148

School								
DISTRICT	DESCRIPTION	PERSONAL PROPERTY	REAL PROPERTY	PUBLIC SERVICE	TOTAL VALUATION	HOMESTEAD EXEMPTIONS	OTHER EXEMPTIONS	NET VALUATION
D82	Grandview D-82	130,353	4,111,187	2,401,862	6,643,402	203,018	192,761	6,247,623
I1	Duncan I-1	50,852,356	127,471,300	8,847,920	187,171,576	4,413,953	3,708,696	179,048,927
I15	Velma-Alma I-15	24,042,721	15,031,970	9,419,470	48,494,161	508,110	164,795	47,821,256
I2	Comanche I-2	7,444,797	27,517,499	11,569,908	46,532,204	1,212,205	950,326	44,369,673
I21	Empire I-21	816,586	16,070,215	526,667	17,413,468	582,000	501,107	16,330,361
I3	Marlow I-3	11,896,955	42,312,044	1,757,091	55,966,090	1,486,197	1,374,082	53,105,811
I34	Central High I-34	1,699,632	8,639,433	527,318	10,866,383	325,891	661,341	9,879,151
I42	Bray-Doyle I-42	40,674,653	12,339,004	14,882,926	67,896,583	422,217	334,889	67,139,477
J11	Walters JI-1	358	114,678	21,803	136,839	4,000	13,654	119,185
J1101	Temple JI-101	0	786	49,186	49,972	0	0	49,972
J114	Ringling JI-14	125,019	200,673	26,831	352,523	12,000	0	340,523
J123	Waurika JI-23	0	7,266	7,620	14,886	0	0	14,886

2023 STEPHENS COUNTY ASSESSOR'S OFFICE REPORT TO THE EXCISE BOARD

07/25/2023

J13	Sterling JI-3	19,259	358,799	2,263	380,321	19,000	0	361,321
J172	Elmore City JI-72	8,989	16,460	335,288	360,737	0	8,315	352,422
J174	Fox JI-74	102,071	260,816	310,673	673,560	9,000	0	664,560
SCHOOL TOTAL VALUATION		137,813,749	254,452,130	50,686,826	442,952,705	9,197,591	7,909,966	425,845,148

Vo-Tech								
DISTRICT	DESCRIPTION	PERSONAL PROPERTY	REAL PROPERTY	PUBLIC SERVICE	TOTAL VALUATION	HOMESTEAD EXEMPTIONS	OTHER EXEMPTIONS	NET VALUATION
V008	Vo-Tech 8	8,989	16,460	335,288	360,737	0	8,315	352,422
V009	Vo-Tech 9	19,259	358,799	2,263	380,321	19,000	0	361,321
V019	Vo-Tech 19	137,558,411	253,615,382	50,011,771	441,185,564	9,157,591	7,901,651	424,126,322
V020	Vo-Tech 20	227,090	461,489	337,504	1,026,083	21,000	0	1,005,083
VO-TECH TOTAL VALUATION		137,813,749	254,452,130	50,686,826	442,952,705	9,197,591	7,909,966	425,845,148

I, Dana Buchanan, Assessor of Stephens County Oklahoma, do hereby certify that the foregoing is a true and correct statement of valuations for Real Estate, Personal Property, Public Service and Homestead Exemptions as certified by the State Board of Equalization and shown by the records in the County Assessor's office. Subscribed by my name and affixed the seal of the County Assessors office on this day of 07/25/2023.

State of Oklahoma)
) SS
 Stephens County)

Dana K. Buchanan 7-25-23
 Date

Dana Buchanan
 County Assessor
 Stephens County



I, Jenny Moore, County Clerk of Stephens County Oklahoma, do hereby certify that the above is a true, correct and complete list of the valuations of Stephens County Oklahoma as certified by the Stephens County Assessor's office.

Jenny Moore
 County Clerk
 Stephens County

Jenny Moore
Kent Sperry


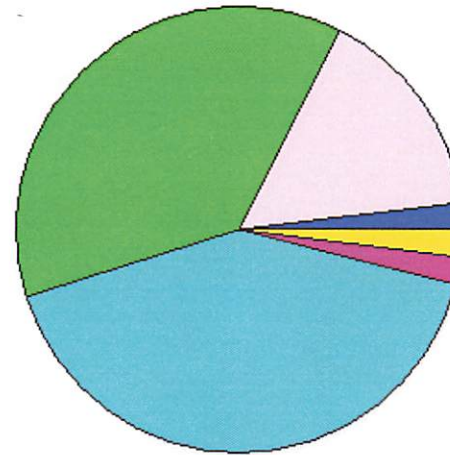


Excise Board:

A.L. Peck

7/25/23
 Date

Real	Count	Value
Agricultural	239	2,398,699
Commercial	1,046	34,925,451
Residential	10,345	87,905,550
Total Real Value	11,630	125,229,700
Homestead	3,952	4,235,953
Veteran	243	3,427,739
Other	0	0
Total Exempt	4,502	7,663,692



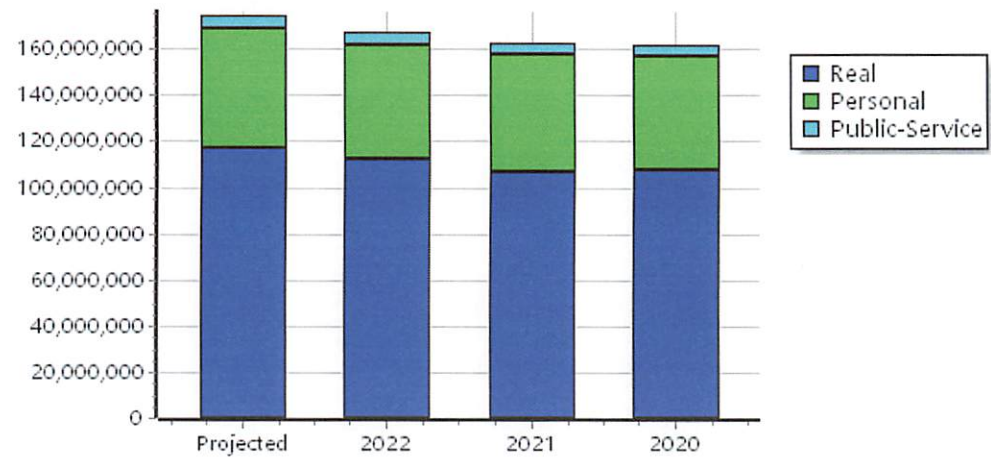
TIF Increment Value

Net Assessed 117,566,008

Net Assessed Under Protest

Senior Freeze	793	2,364,585
Capped Parcels	7,907	46,032,246

Personal	Count	Value
Agricultural	218	2,680,748
Commercial	1,114	93,886,366
Mobile Home	62	133,582
Total Personal	1,394	96,700,696
Total Exempt	22	45,168,181



TIF Increment Value

Net Assessed 51,532,515


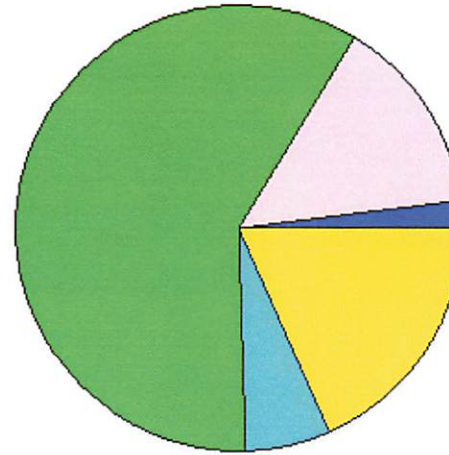
Net Assessed Under Protest

Public Service	Count	Value
Total PS Value	49	5,479,731
TIF Increment Value		
Net Assessed		5,479,731

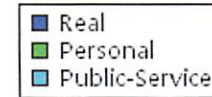
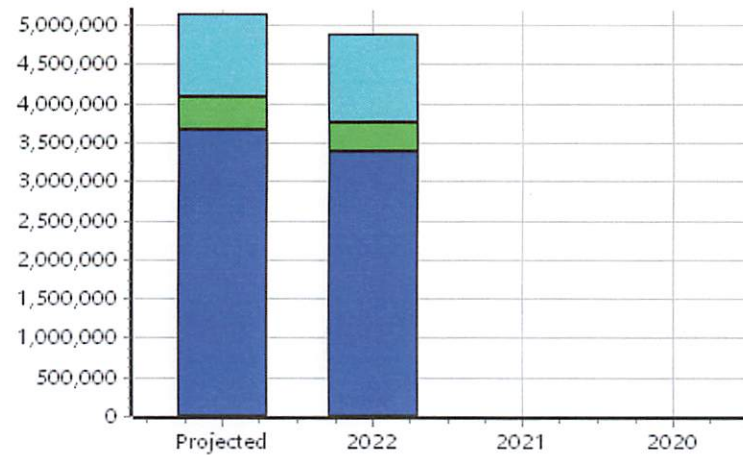
District Totals	
Total Gross Value	227,410,127
Homestead Loss	4,235,953
Other Exemption Loss	48,595,920
TIF Increment Value	
Retained TIF Value	
Net Assessed Value	174,578,254
Net Assessed Under Protest	

* Public Service Protests Values are not included on this report.

Real	Count	Value
Agricultural	11	135,148
Commercial	89	727,456
Residential	808	3,253,438
Total Real Value	908	4,116,042
Homestead	245	269,648
Veteran	18	173,653
Other	0	0
Total Exempt	291	443,301
TIF Increment Value		
Net Assessed		3,672,741
Net Assessed Under Protest		
Senior Freeze	56	155,224
Capped Parcels	669	1,544,187




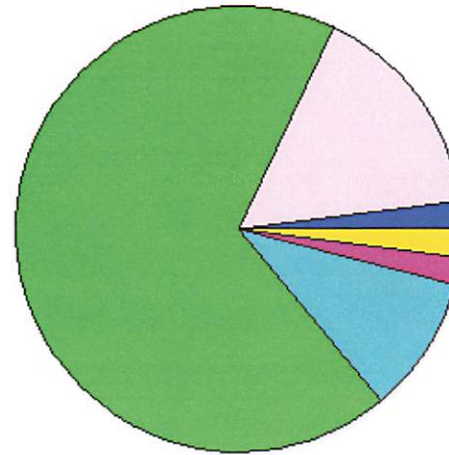
Personal	Count	Value
Agricultural	9	30,639
Commercial	95	378,278
Mobile Home	7	12,172
Total Personal	111	421,089
Total Exempt	0	0
TIF Increment Value		
Net Assessed		421,089
Net Assessed Under Protest		
Public Service		
Total PS Value	20	1,049,159
TIF Increment Value		
Net Assessed		1,049,159



District Totals	
Total Gross Value	5,586,290
Homestead Loss	269,648
Other Exemption Loss	173,653
TIF Increment Value	
Retained TIF Value	
Net Assessed Value	5,142,989
Net Assessed Under Protest	

* Public Service Protests Values are not included on this report.

Real	Count	Value
Agricultural	58	631,691
Commercial	226	4,139,830
Residential	2,080	16,592,894
Total Real Value	2,364	21,364,415
Homestead	770	832,123
Veteran	40	576,759
Other	0	0
Total Exempt	875	1,408,882



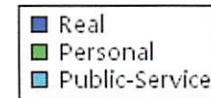
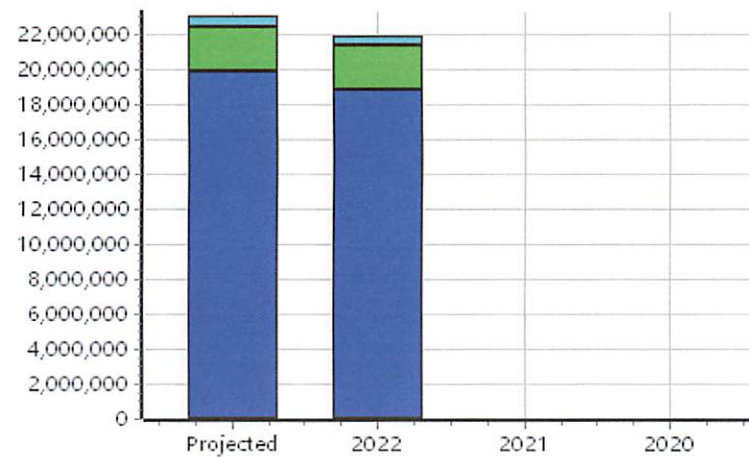
TIF Increment Value

Net Assessed 19,955,533

Net Assessed Under Protest

Senior Freeze	193	684,966
Capped Parcels	1,668	6,805,666

Personal	Count	Value
Agricultural	14	260,230
Commercial	236	2,237,250
Mobile Home	20	35,901
Total Personal	270	2,533,381
Total Exempt	3	4,165



TIF Increment Value

Net Assessed 2,529,216

Net Assessed Under Protest

Public Service	Count	Value
Total PS Value	13	611,176
TIF Increment Value		
Net Assessed		611,176

District Totals	
Total Gross Value	24,508,972
Homestead Loss	832,123
Other Exemption Loss	580,924
TIF Increment Value	
Retained TIF Value	
Net Assessed Value	23,095,925
Net Assessed Under Protest	

* Public Service Protests Values are not included on this report.

Real	Count	Value
Agricultural	0	0
Commercial	4	17,992
Residential	128	205,587
Total Real Value	132	223,579
Homestead	22	26,000
Veteran	1	3,456
Other	0	0
Total Exempt	27	29,456

TIF Increment Value

Net Assessed 194,123

Net Assessed Under Protest

Senior Freeze	5	6,798
Capped Parcels	76	116,220

Personal	Count	Value
Agricultural	1	818
Commercial	12	7,321
Mobile Home	6	15,863
Total Personal	19	24,002
Total Exempt	1	200

TIF Increment Value

Net Assessed 23,802

Net Assessed Under Protest

Public Service	Count	Value
Total PS Value	7	149,910

TIF Increment Value

Net Assessed 149,910

District Totals

Total Gross Value	397,491
Homestead Loss	26,000
Other Exemption Loss	3,656

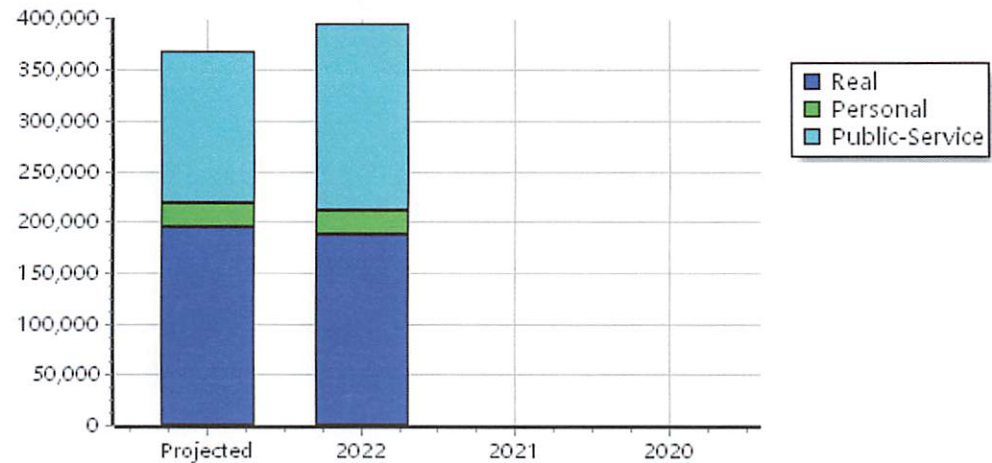
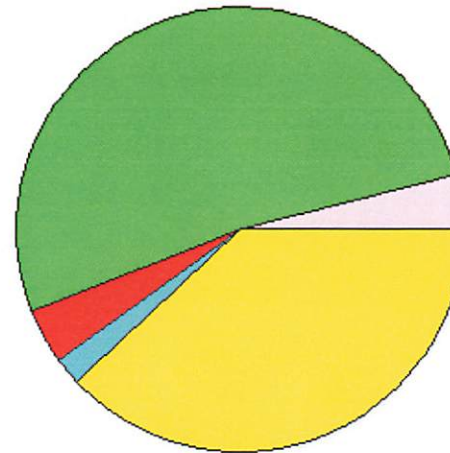
TIF Increment Value

Retained TIF Value


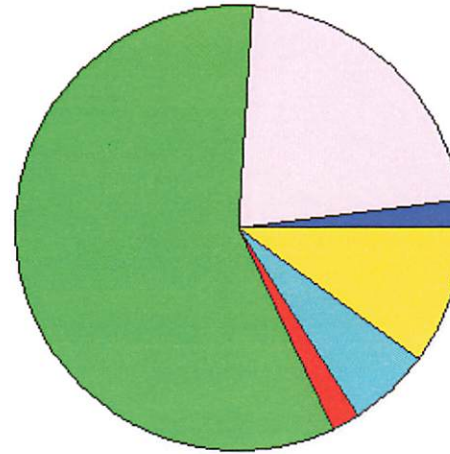
Net Assessed Value 367,835

Net Assessed Under Protest

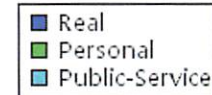
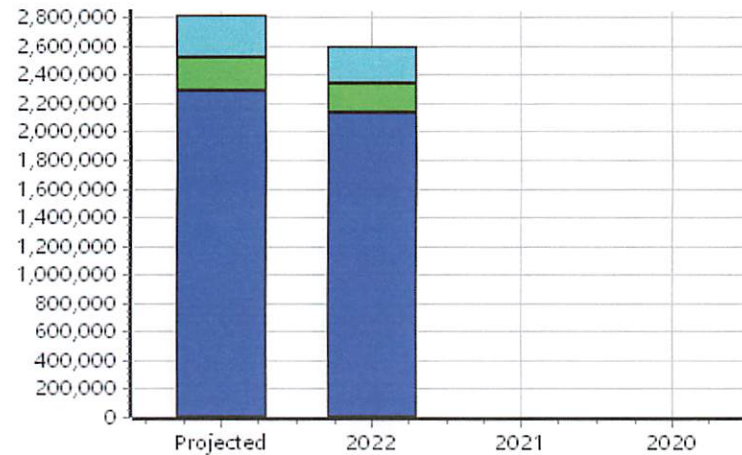
* Public Service Protests Values are not included on this report.



Real	Count	Value
Agricultural	5	50,079
Commercial	61	641,373
Residential	275	1,733,487
Total Real Value	341	2,424,939
Homestead	93	98,000
Veteran	6	33,310
Other	0	0
Total Exempt	104	131,310
TIF Increment Value		
Net Assessed		2,293,629
Net Assessed Under Protest		
Senior Freeze	16	47,942
Capped Parcels	239	793,092




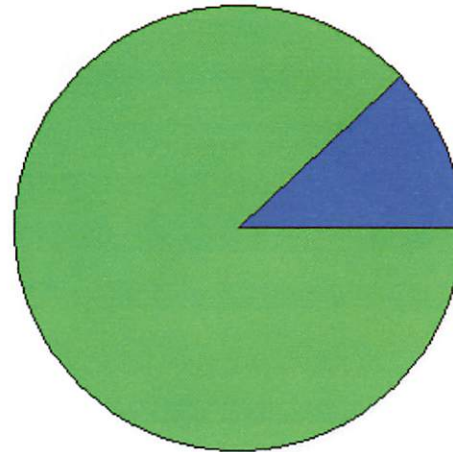
Personal	Count	Value
Agricultural	6	9,844
Commercial	55	185,507
Mobile Home	12	29,602
Total Personal	73	224,953
Total Exempt	1	2,000
TIF Increment Value		
Net Assessed		222,953
Net Assessed Under Protest		
Public Service	Count	Value
Total PS Value	10	299,950
TIF Increment Value		
Net Assessed		299,950



District Totals	
Total Gross Value	2,949,842
Homestead Loss	98,000
Other Exemption Loss	35,310
TIF Increment Value	
Retained TIF Value	
Net Assessed Value	2,816,532
Net Assessed Under Protest	

* Public Service Protests Values are not included on this report.

Real	Count	Value
Agricultural	39	344,706
Commercial	0	0
Residential	215	2,623,980
Total Real Value	254	2,968,686
Homestead	148	152,000
Veteran	9	135,025
Other	0	0
Total Exempt	161	287,025



TIF Increment Value

Net Assessed 2,681,661

Net Assessed Under Protest

Senior Freeze	22	75,888
Capped Parcels	152	269,044

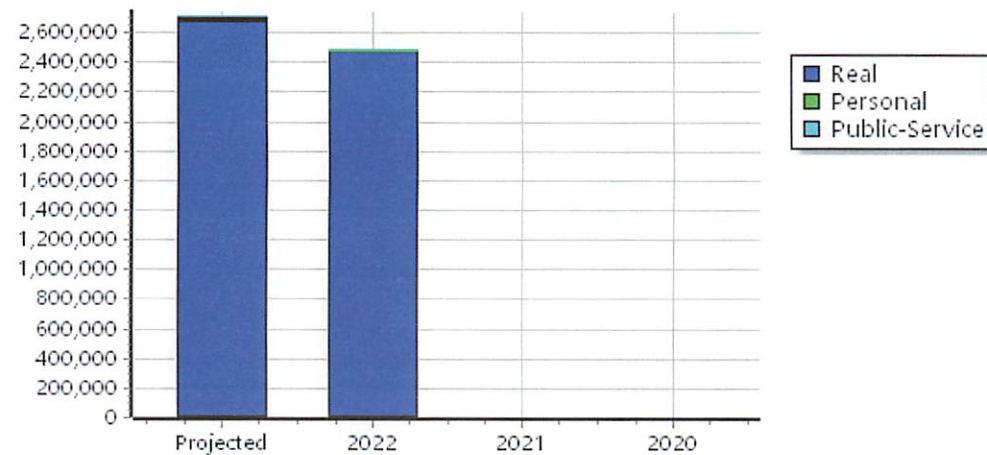
Personal	Count	Value
Agricultural	0	0
Commercial	8	17,022
Mobile Home	1	6,106
Total Personal	9	23,128
Total Exempt	0	0

TIF Increment Value

Net Assessed 23,128

Net Assessed Under Protest

Public Service	Count	Value
Total PS Value	3	8,272
TIF Increment Value		
Net Assessed		8,272




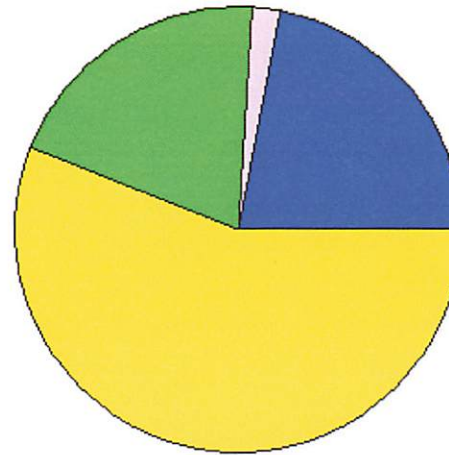
District Totals

Total Gross Value	3,000,086
Homestead Loss	152,000
Other Exemption Loss	135,025
TIF Increment Value	
Retained TIF Value	
Net Assessed Value	2,713,061

Net Assessed Under Protest

* Public Service Protests Values are not included on this report.

Real	Count	Value
Agricultural	415	3,066,054
Commercial	11	188,030
Residential	320	2,708,235
Total Real Value	746	5,962,319
Homestead	234	243,217
Veteran	8	100,156
Other	0	0
Total Exempt	252	343,373

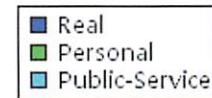
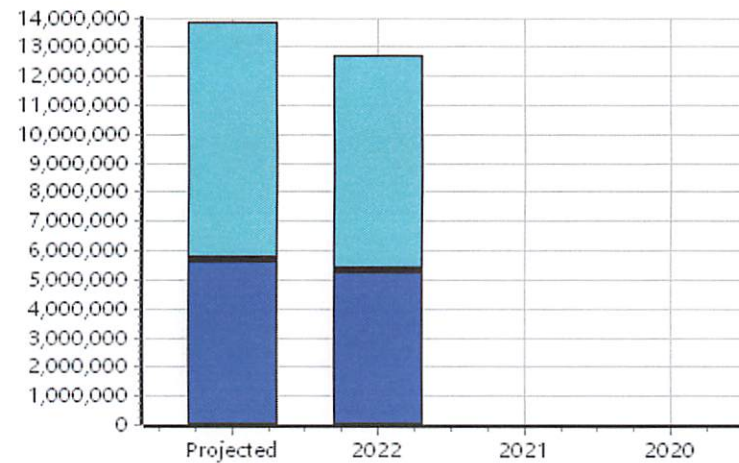


TIF Increment Value	
Net Assessed	5,618,946
Net Assessed Under Protest	
Senior Freeze	33 108,327
Capped Parcels	466 1,022,331

Personal	Count	Value
Agricultural	81	107,572
Commercial	9	54,197
Mobile Home	2	3,223
Total Personal	92	164,992
Total Exempt	12	2,209

TIF Increment Value	
Net Assessed	162,783
Net Assessed Under Protest	


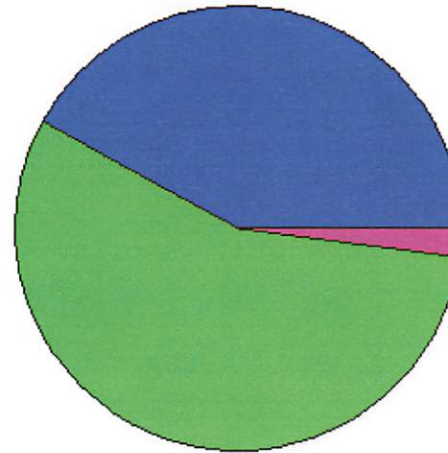
Public Service	Count	Value
Total PS Value	9	8,065,914
TIF Increment Value		
Net Assessed		8,065,914



District Totals	
Total Gross Value	14,193,225
Homestead Loss	243,217
Other Exemption Loss	102,365
TIF Increment Value	
Retained TIF Value	
Net Assessed Value	13,847,643
Net Assessed Under Protest	

* Public Service Protests Values are not included on this report.

Real	Count	Value
Agricultural	327	3,138,988
Commercial	1	6,881
Residential	375	4,095,017
Total Real Value	703	7,240,886
Homestead	262	270,891
Veteran	28	529,337
Other	0	0
Total Exempt	299	800,228



TIF Increment Value

Net Assessed 6,440,658

Net Assessed Under Protest

Senior Freeze	49	169,404
Capped Parcels	450	1,341,174

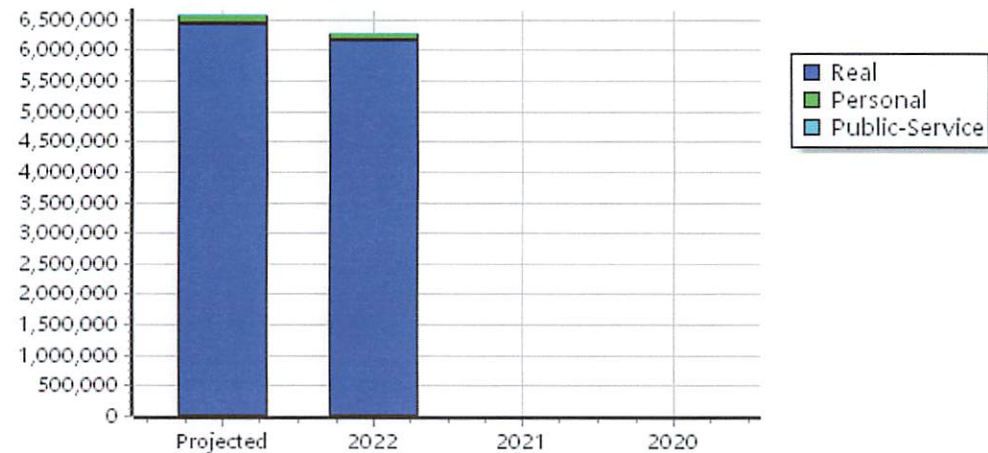
Personal	Count	Value
Agricultural	49	74,935
Commercial	6	9,228
Mobile Home	13	59,948
Total Personal	68	144,111
Total Exempt	5	688

TIF Increment Value

Net Assessed 143,423

Net Assessed Under Protest

Public Service	Count	Value
Total PS Value	2	2,263
TIF Increment Value		
Net Assessed		2,263




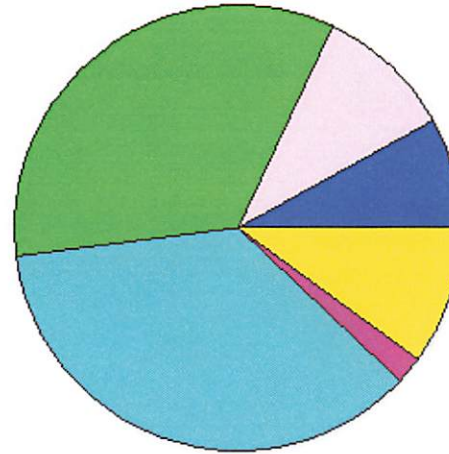
District Totals

Total Gross Value	7,387,260
Homestead Loss	270,891
Other Exemption Loss	530,025
TIF Increment Value	
Retained TIF Value	
Net Assessed Value	6,586,344

Net Assessed Under Protest

* Public Service Protests Values are not included on this report.

Real	Count	Value
Agricultural	6,312	42,698,179
Commercial	1,703	46,731,359
Residential	19,934	165,022,592
Total Real Value	27,949	254,452,130
Homestead	8,662	9,197,591
Veteran	558	7,909,966
Other	0	0
Total Exempt	9,795	17,107,557



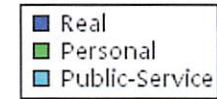
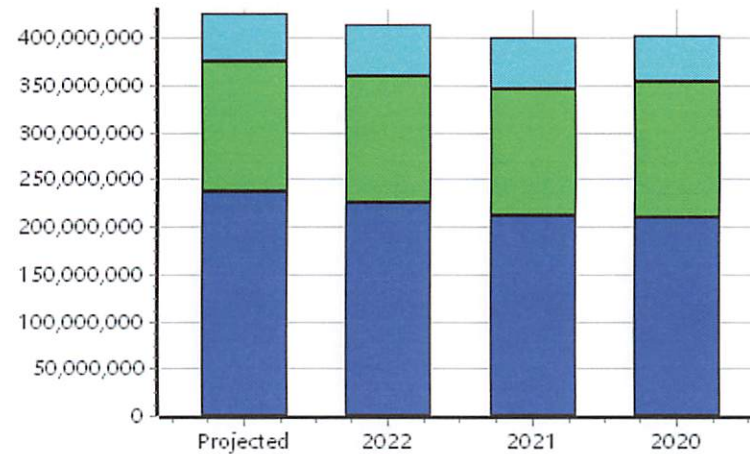
TIF Increment Value

Net Assessed 237,344,573

Net Assessed Under Protest

Senior Freeze	1,631	5,462,440
Capped Parcels	17,455	75,081,637

Personal	Count	Value
Agricultural	1,650	5,453,227
Commercial	2,248	176,875,591
Mobile Home	480	1,477,093
Total Personal	4,378	183,805,911
Total Exempt	250	45,992,162



TIF Increment Value

Net Assessed 137,813,749

Net Assessed Under Protest

Public Service	Count	Value
Total PS Value	287	50,686,826
TIF Increment Value		
Net Assessed		50,686,826

District Totals	
Total Gross Value	488,944,867
Homestead Loss	9,197,591
Other Exemption Loss	53,902,128
TIF Increment Value	
Retained TIF Value	
Net Assessed Value	425,845,148
Net Assessed Under Protest	

* Public Service Protests Values are not included on this report.

Real	Count	Value
Agricultural	275	1,747,055
Commercial	0	0
Residential	400	2,364,132
Total Real Value	675	4,111,187
Homestead	196	203,018
Veteran	15	192,761
Other	0	0
Total Exempt	219	395,779

TIF Increment Value

Net Assessed 3,715,408

Net Assessed Under Protest

Senior Freeze	27	81,819
Capped Parcels	337	725,684

Personal	Count	Value
Agricultural	78	73,546
Commercial	18	36,296
Mobile Home	12	22,861
Total Personal	108	132,703
Total Exempt	17	2,350

TIF Increment Value

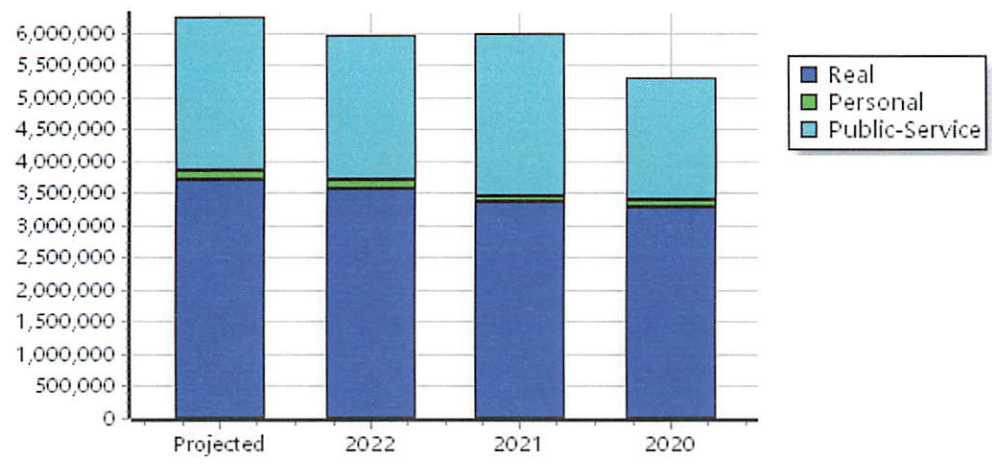
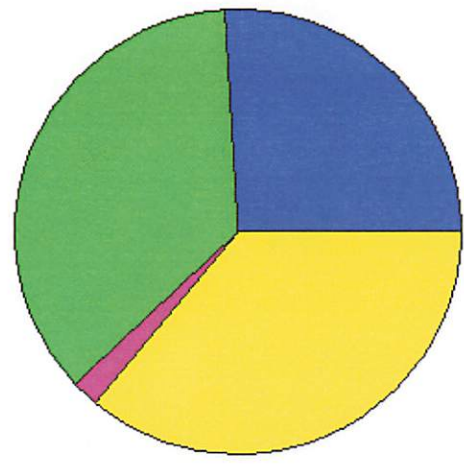
Net Assessed 130,353

Net Assessed Under Protest


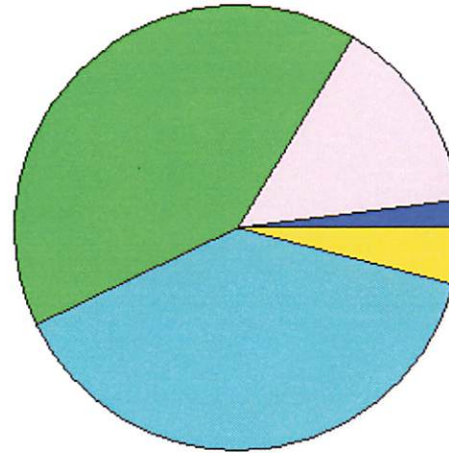
Public Service	Count	Value
Total PS Value	12	2,401,862
TIF Increment Value		
Net Assessed		2,401,862

District Totals	
Total Gross Value	6,645,752
Homestead Loss	203,018
Other Exemption Loss	195,111
TIF Increment Value	
Retained TIF Value	
Net Assessed Value	6,247,623
Net Assessed Under Protest	

* Public Service Protests Values are not included on this report.



Real	Count	Value
Agricultural	514	5,505,157
Commercial	992	31,198,096
Residential	10,591	90,768,047
Total Real Value	12,097	127,471,300
Homestead	4,125	4,413,953
Veteran	258	3,708,696
Other	0	0
Total Exempt	4,695	8,122,649



TIF Increment Value

Net Assessed 119,348,651

Net Assessed Under Protest

Senior Freeze	803	2,393,711
Capped Parcels	8,177	37,216,169

Personal	Count	Value
Agricultural	173	2,014,132
Commercial	1,061	87,513,374
Mobile Home	75	186,526
Total Personal	1,309	89,714,032
Total Exempt	21	38,861,676

TIF Increment Value

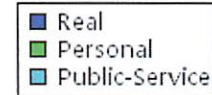
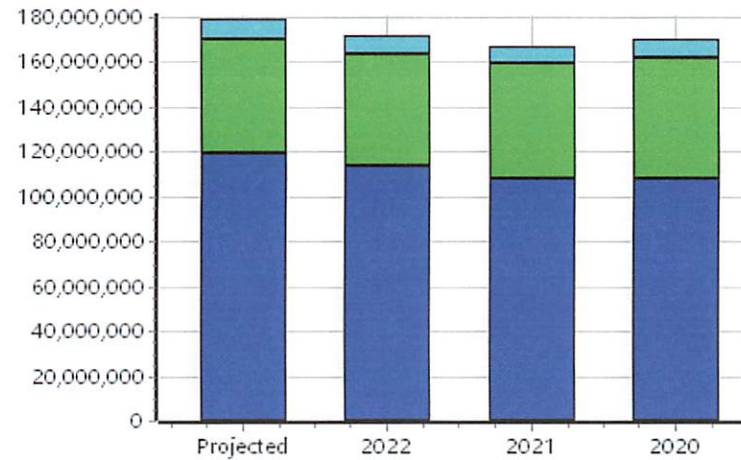
Net Assessed 50,852,356

Net Assessed Under Protest

Public Service	Count	Value
Total PS Value	45	8,847,920

TIF Increment Value


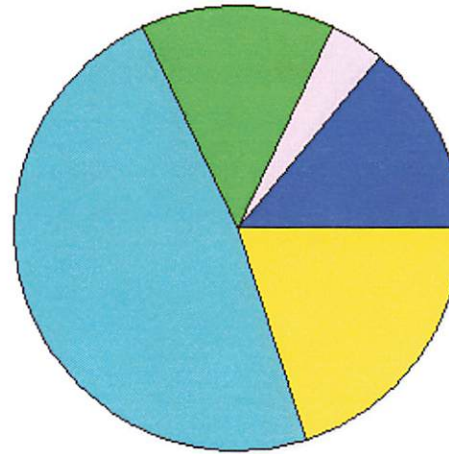
Net Assessed 8,847,920



District Totals	
Total Gross Value	226,033,252
Homestead Loss	4,413,953
Other Exemption Loss	42,570,372
TIF Increment Value	
Retained TIF Value	
Net Assessed Value	179,048,927
Net Assessed Under Protest	

* Public Service Protests Values are not included on this report.

Real	Count	Value
Agricultural	1,749	6,828,678
Commercial	201	1,755,211
Residential	1,321	6,448,081
Total Real Value	3,271	15,031,970
Homestead	488	508,110
Veteran	15	164,795
Other	0	0
Total Exempt	527	672,905



TIF Increment Value

Net Assessed 14,359,065

Net Assessed Under Protest

Senior Freeze	67	209,488
Capped Parcels	1,554	3,326,664

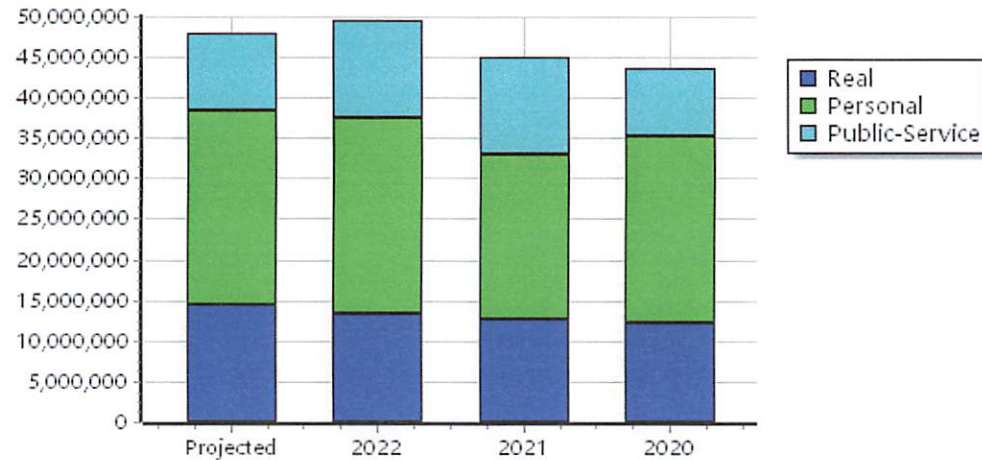
Personal	Count	Value
Agricultural	218	480,460
Commercial	177	23,238,729
Mobile Home	94	331,592
Total Personal	489	24,050,781
Total Exempt	34	8,060

TIF Increment Value

Net Assessed 24,042,721

Net Assessed Under Protest

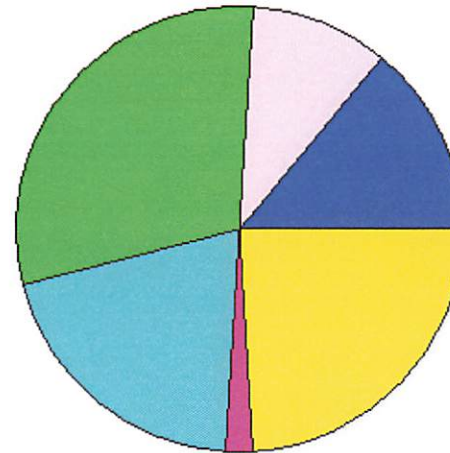
Public Service	Count	Value
Total PS Value	45	9,419,470
TIF Increment Value		
Net Assessed		9,419,470



District Totals	
Total Gross Value	48,502,221
Homestead Loss	508,110
Other Exemption Loss	172,855
TIF Increment Value	
Retained TIF Value	
Net Assessed Value	47,821,256
Net Assessed Under Protest	

* Public Service Protests Values are not included on this report.

Real	Count	Value
Agricultural	975	6,844,392
Commercial	166	5,245,993
Residential	2,621	15,427,114
Total Real Value	3,762	27,517,499
Homestead	1,131	1,212,205
Veteran	93	950,326
Other	0	0
Total Exempt	1,312	2,162,531



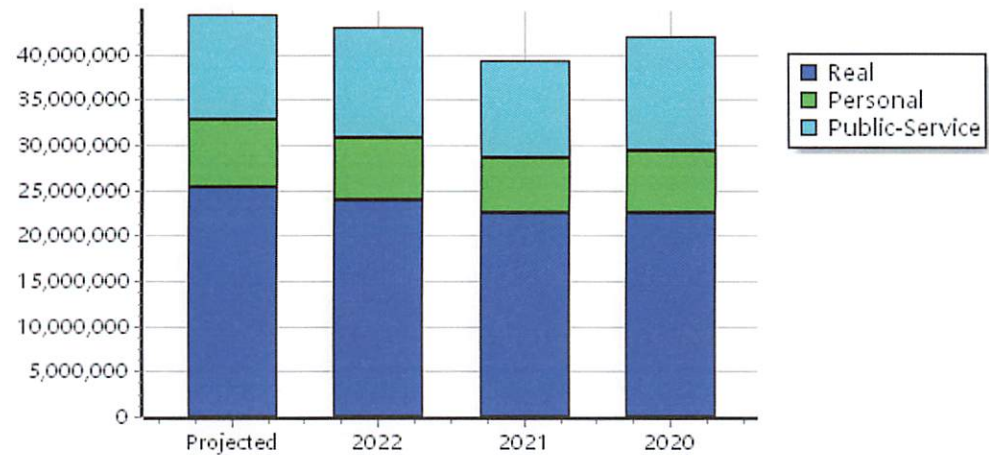
TIF Increment Value

Net Assessed 25,354,968

Net Assessed Under Protest

Senior Freeze	226	745,513
Capped Parcels	2,230	6,857,100

Personal	Count	Value
Agricultural	263	510,631
Commercial	276	9,986,629
Mobile Home	80	207,690
Total Personal	619	10,704,950
Total Exempt	46	3,260,153



TIF Increment Value

Net Assessed 7,444,797

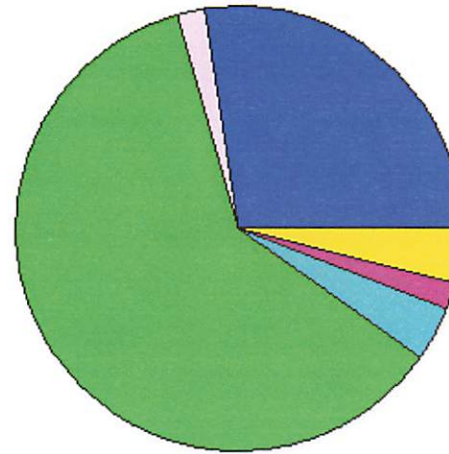
Net Assessed Under Protest

Public Service	Count	Value
Total PS Value	53	11,569,908
TIF Increment Value		
Net Assessed		11,569,908

District Totals	
Total Gross Value	49,792,357
Homestead Loss	1,212,205
Other Exemption Loss	4,210,479
TIF Increment Value	
Retained TIF Value	
Net Assessed Value	44,369,673
Net Assessed Under Protest	

* Public Service Protests Values are not included on this report.

Real	Count	Value
Agricultural	578	4,786,662
Commercial	9	452,453
Residential	780	10,831,100
Total Real Value	1,367	16,070,215
Homestead	563	582,000
Veteran	32	501,107
Other	0	0
Total Exempt	614	1,083,107



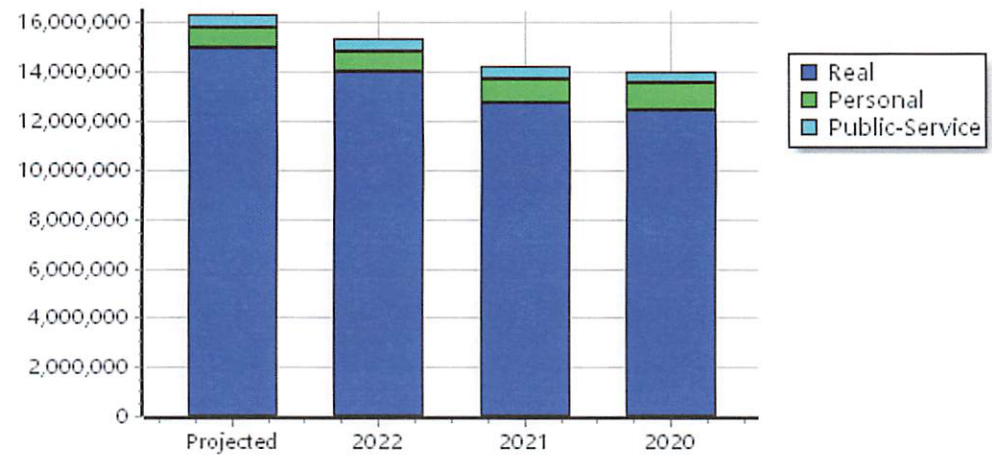
TIF Increment Value

Net Assessed 14,987,108

Net Assessed Under Protest

Senior Freeze	80	303,610
Capped Parcels	775	4,474,784

Personal	Count	Value
Agricultural	162	187,119
Commercial	82	522,898
Mobile Home	31	111,691
Total Personal	275	821,708
Total Exempt	26	5,122



TIF Increment Value

Net Assessed 816,586

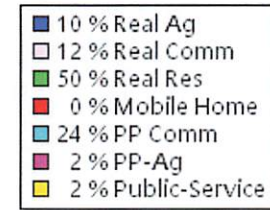
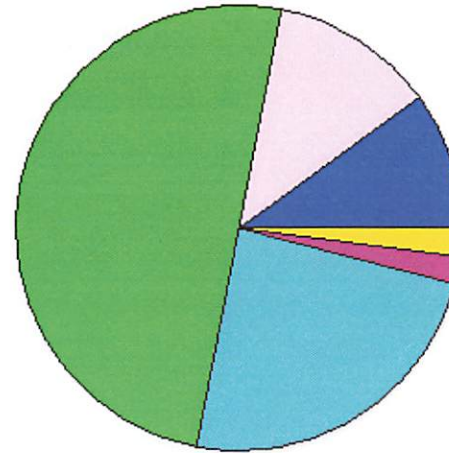
Net Assessed Under Protest

Public Service	Count	Value
Total PS Value	20	526,667
TIF Increment Value		
Net Assessed		526,667

District Totals	
Total Gross Value	17,418,590
Homestead Loss	582,000
Other Exemption Loss	506,229
TIF Increment Value	
Retained TIF Value	
Net Assessed Value	16,330,361
Net Assessed Under Protest	

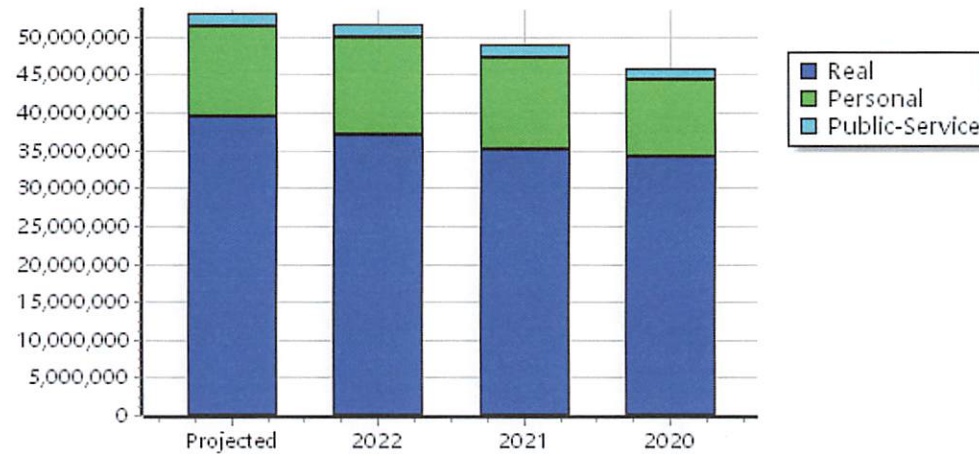
* Public Service Protests Values are not included on this report.

Real	Count	Value
Agricultural	524	5,492,765
Commercial	301	7,409,848
Residential	3,065	29,409,431
Total Real Value	3,890	42,312,044
Homestead	1,396	1,486,197
Veteran	84	1,374,082
Other	0	0
Total Exempt	1,574	2,860,279



TIF Increment Value		
Net Assessed		39,451,765
Net Assessed Under Protest		
Senior Freeze	304	1,308,540
Capped Parcels	2,737	13,362,151

Personal	Count	Value
Agricultural	265	1,028,626
Commercial	414	14,495,180
Mobile Home	71	183,333
Total Personal	750	15,707,139
Total Exempt	36	3,810,184



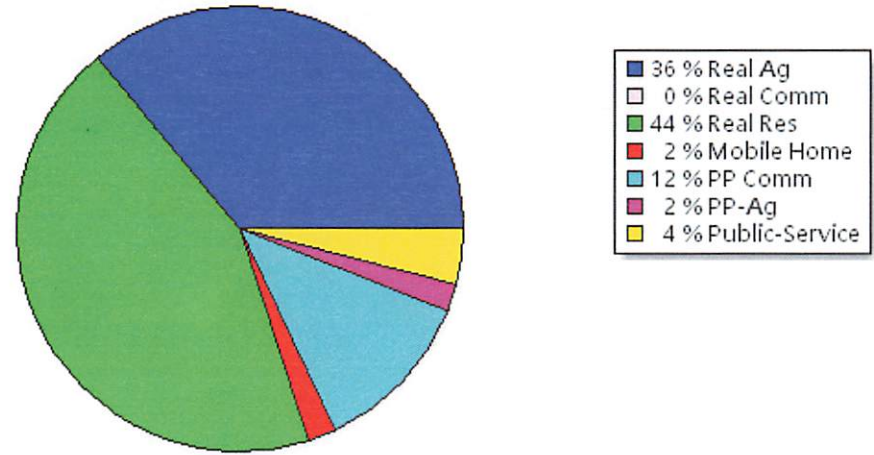
TIF Increment Value		
Net Assessed		11,896,955
Net Assessed Under Protest		

Public Service	Count	Value
Total PS Value	38	1,757,091
TIF Increment Value		
Net Assessed		1,757,091

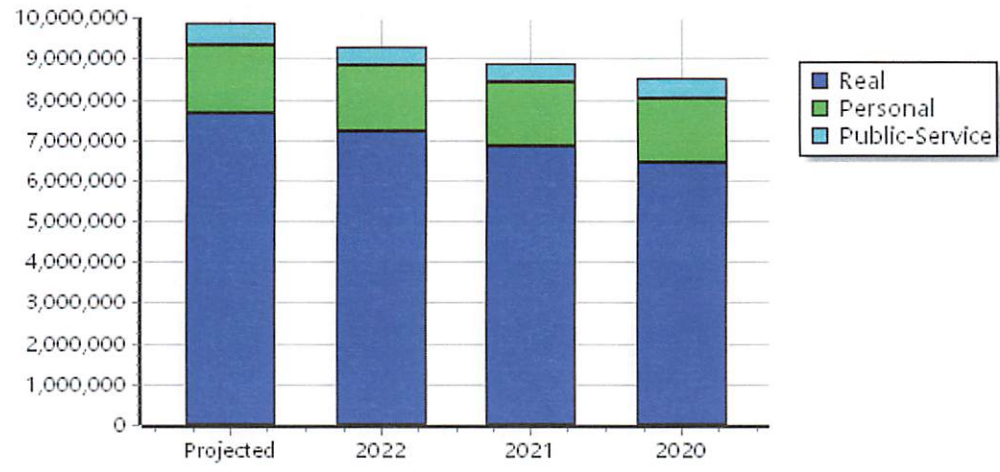
District Totals	
Total Gross Value	59,776,274
Homestead Loss	1,486,197
Other Exemption Loss	5,184,266
TIF Increment Value	
Retained TIF Value	
Net Assessed Value	53,105,811
Net Assessed Under Protest	

* Public Service Protests Values are not included on this report.

Real	Count	Value
Agricultural	415	3,835,166
Commercial	4	40,701
Residential	455	4,763,566
Total Real Value	874	8,639,433
Homestead	313	325,891
Veteran	37	661,341
Other	0	0
Total Exempt	363	987,232
TIF Increment Value		
Net Assessed		7,652,201
Net Assessed Under Protest		
Senior Freeze	59	196,505
Capped Parcels	552	1,595,044




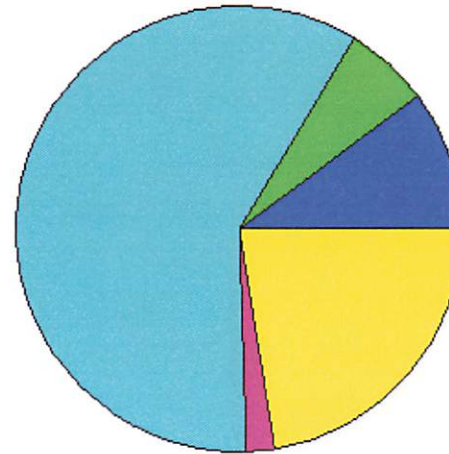
Personal	Count	Value
Agricultural	114	150,958
Commercial	55	1,356,350
Mobile Home	40	198,562
Total Personal	209	1,705,870
Total Exempt	19	6,238
TIF Increment Value		
Net Assessed		1,699,632
Net Assessed Under Protest		
Public Service	Count	Value
Total PS Value	9	527,318
TIF Increment Value		
Net Assessed		527,318



District Totals	
Total Gross Value	10,872,621
Homestead Loss	325,891
Other Exemption Loss	667,579
TIF Increment Value	
Retained TIF Value	
Net Assessed Value	9,879,151
Net Assessed Under Protest	

* Public Service Protests Values are not included on this report.

Real	Count	Value
Agricultural	1,163	7,169,630
Commercial	30	629,057
Residential	588	4,540,317
Total Real Value	1,781	12,339,004
Homestead	407	422,217
Veteran	22	334,889
Other	0	0
Total Exempt	445	757,106



TIF Increment Value

Net Assessed 11,581,898

Net Assessed Under Protest

Senior Freeze	56	199,540
Capped Parcels	981	7,404,237

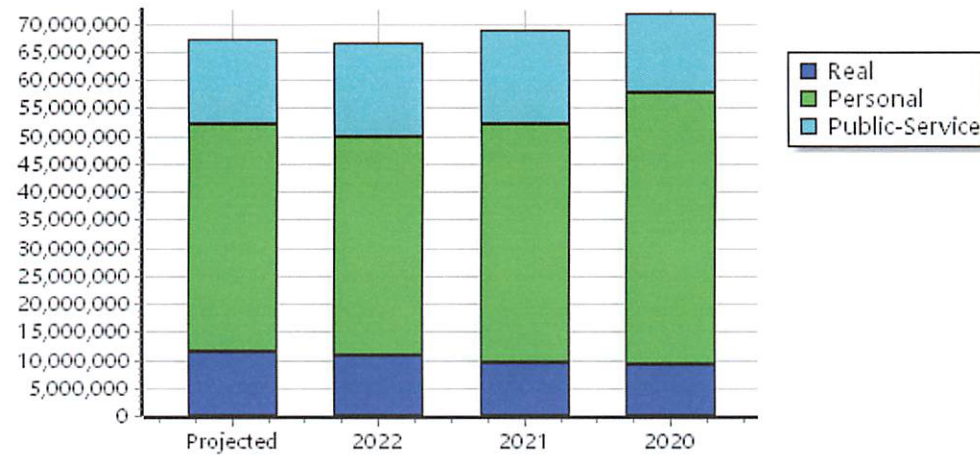
Personal	Count	Value
Agricultural	356	989,237
Commercial	141	39,518,901
Mobile Home	70	204,694
Total Personal	567	40,712,832
Total Exempt	50	38,179

TIF Increment Value

Net Assessed 40,674,653

Net Assessed Under Protest

Public Service	Count	Value
Total PS Value	33	14,882,926
TIF Increment Value		
Net Assessed		14,882,926




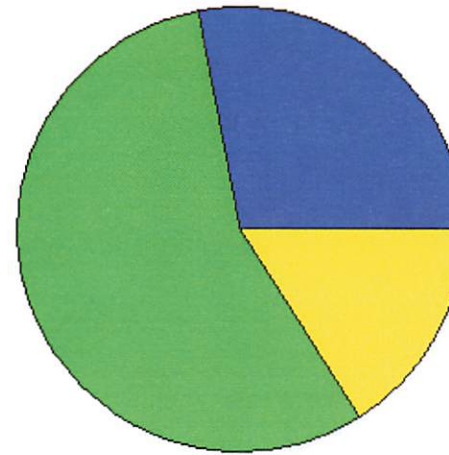
District Totals

Total Gross Value	67,934,762
Homestead Loss	422,217
Other Exemption Loss	373,068
TIF Increment Value	
Retained TIF Value	
Net Assessed Value	67,139,477

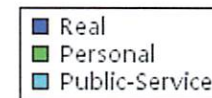
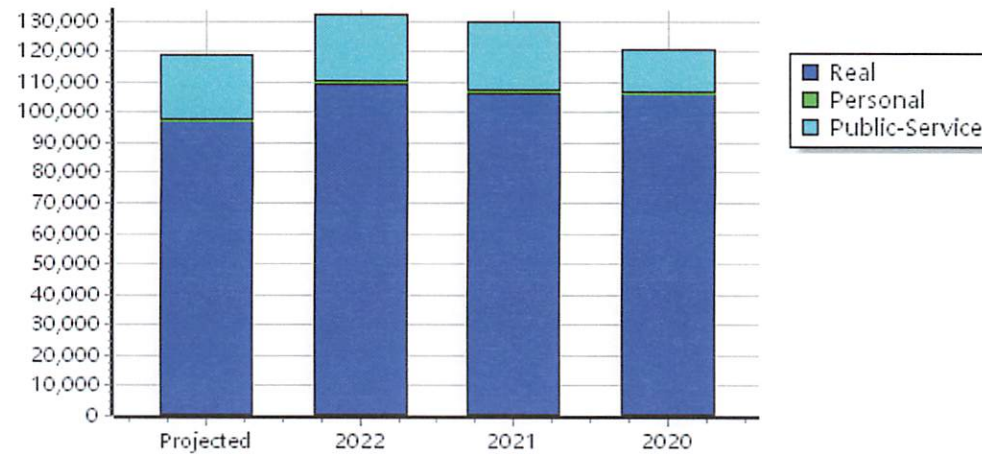
Net Assessed Under Protest

* Public Service Protests Values are not included on this report.

Real	Count	Value
Agricultural	8	39,204
Commercial	0	0
Residential	22	75,474
Total Real Value	30	114,678
Homestead	4	4,000
Veteran	1	13,654
Other	0	0
Total Exempt	5	17,654
TIF Increment Value		
Net Assessed		97,024
Net Assessed Under Protest		
Senior Freeze	0	0
Capped Parcels	6	11,251





Personal	Count	Value
Agricultural	3	558
Commercial	0	0
Mobile Home	0	0
Total Personal	3	558
Total Exempt	1	200
TIF Increment Value		
Net Assessed		358
Net Assessed Under Protest		
Public Service		
Total PS Value	3	21,803
TIF Increment Value		
Net Assessed		21,803



District Totals	
Total Gross Value	137,039
Homestead Loss	4,000
Other Exemption Loss	13,854
TIF Increment Value	
Retained TIF Value	
Net Assessed Value	119,185
Net Assessed Under Protest	

* Public Service Protests Values are not included on this report.

Real	Count	Value
Agricultural	4	534
Commercial	0	0
Residential	1	252
Total Real Value	5	786
Homestead	0	0
Veteran	0	0
Other	0	0
Total Exempt	0	0



TIF Increment Value

Net Assessed 786

Net Assessed Under Protest

Senior Freeze	0	0
Capped Parcels	0	0

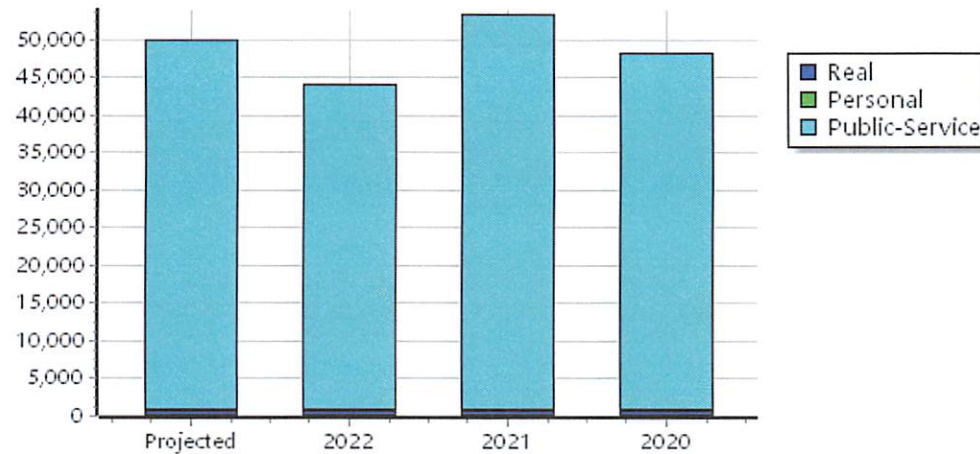
Personal	Count	Value
Agricultural	0	0
Commercial	0	0
Mobile Home	0	0
Total Personal	0	0
Total Exempt	0	0

TIF Increment Value

Net Assessed 0

Net Assessed Under Protest

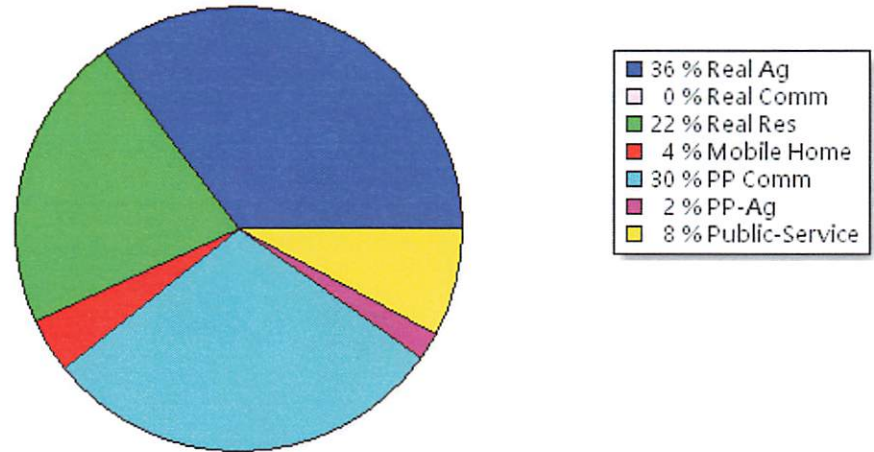
Public Service	Count	Value
Total PS Value	3	49,186
TIF Increment Value		
Net Assessed		49,186



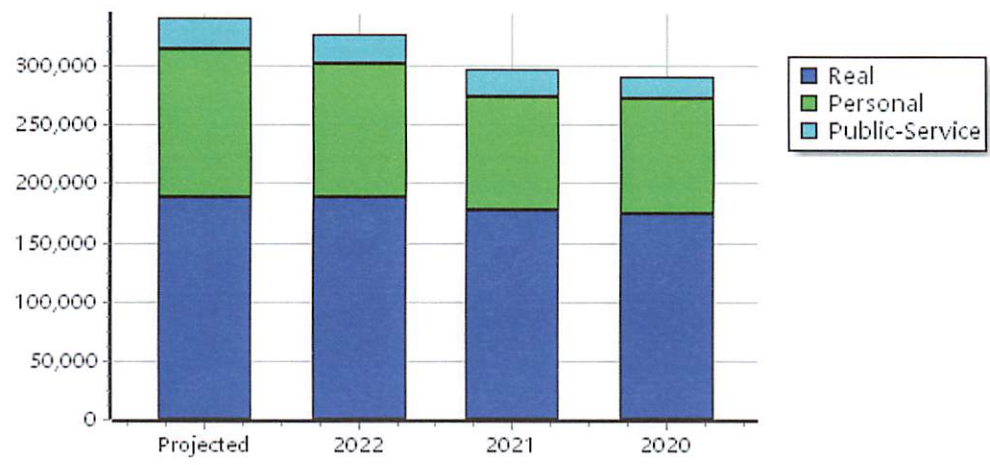
District Totals	
Total Gross Value	49,972
Homestead Loss	0
Other Exemption Loss	0
TIF Increment Value	
Retained TIF Value	
Net Assessed Value	49,972
Net Assessed Under Protest	

* Public Service Protests Values are not included on this report.

Real	Count	Value
Agricultural	46	124,948
Commercial	0	0
Residential	46	75,725
Total Real Value	92	200,673
Homestead	12	12,000
Veteran	0	0
Other	0	0
Total Exempt	12	12,000
TIF Increment Value		
Net Assessed		188,673
Net Assessed Under Protest		
Senior Freeze	2	4,846
Capped Parcels	44	22,973



Personal	Count	Value
Agricultural	9	6,672
Commercial	5	104,414
Mobile Home	2	13,933
Total Personal	16	125,019
Total Exempt	0	0
TIF Increment Value		
Net Assessed		125,019
Net Assessed Under Protest		





Public Service	Count	Value
Total PS Value	4	26,831
TIF Increment Value		
Net Assessed		26,831

District Totals	
Total Gross Value	352,523
Homestead Loss	12,000
Other Exemption Loss	0
TIF Increment Value	
Retained TIF Value	
Net Assessed Value	340,523
Net Assessed Under Protest	

* Public Service Protests Values are not included on this report.

Real	Count	Value
Agricultural	3	7,266
Commercial	0	0
Residential	0	0
Total Real Value	3	7,266
Homestead	0	0
Veteran	0	0
Other	0	0
Total Exempt	0	0



TIF Increment Value

Net Assessed 7,266

Net Assessed Under Protest

Senior Freeze	0	0
Capped Parcels	2	778

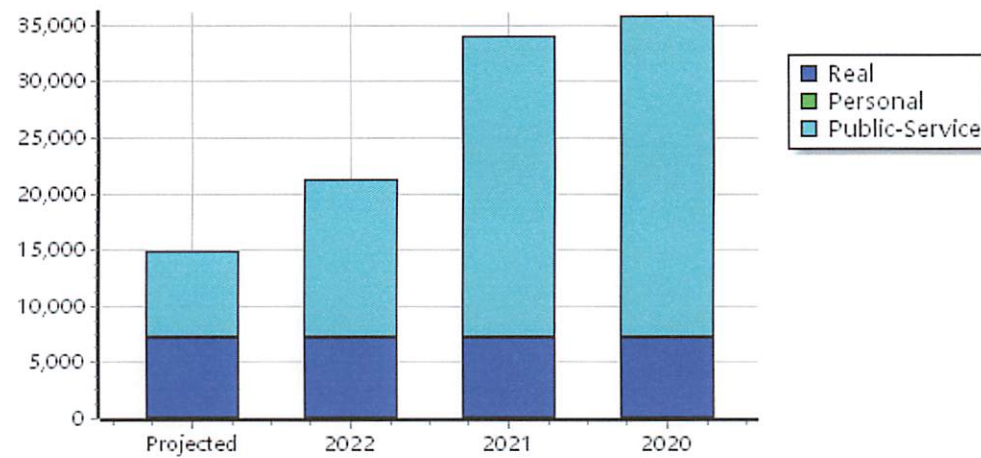
Personal	Count	Value
Agricultural	0	0
Commercial	0	0
Mobile Home	0	0
Total Personal	0	0
Total Exempt	0	0

TIF Increment Value

Net Assessed 0

Net Assessed Under Protest

Public Service	Count	Value
Total PS Value	2	7,620
TIF Increment Value		
Net Assessed		7,620


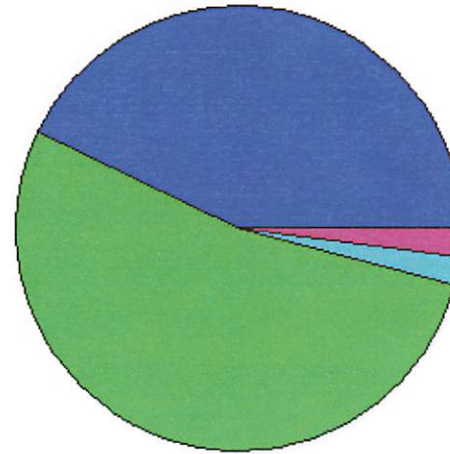


District Totals	
Total Gross Value	14,886
Homestead Loss	0
Other Exemption Loss	0
TIF Increment Value	
Retained TIF Value	
Net Assessed Value	14,886

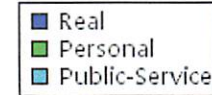
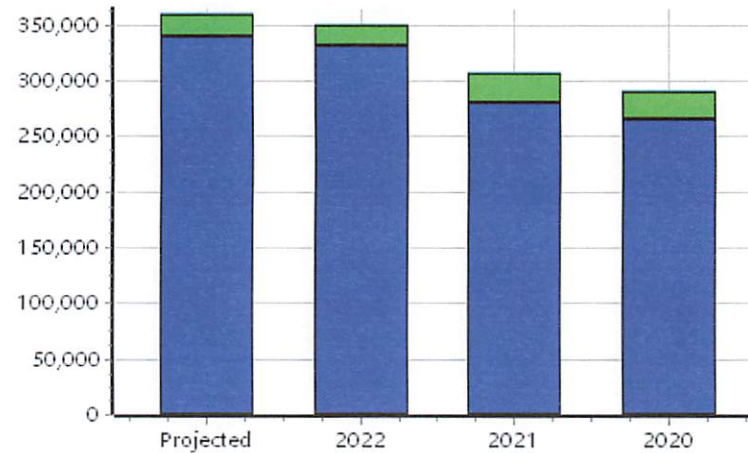
Net Assessed Under Protest

* Public Service Protests Values are not included on this report.

Real	Count	Value
Agricultural	19	162,754
Commercial	0	0
Residential	27	196,045
Total Real Value	46	358,799
Homestead	19	19,000
Veteran	0	0
Other	0	0
Total Exempt	19	19,000
TIF Increment Value		
Net Assessed		339,799
Net Assessed Under Protest		
Senior Freeze	4	13,889
Capped Parcels	32	52,643



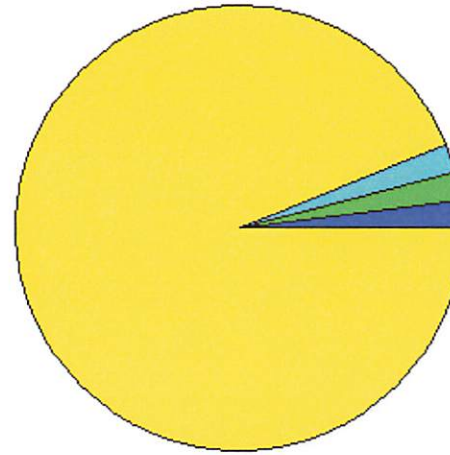
Personal	Count	Value
Agricultural	6	8,567
Commercial	6	9,228
Mobile Home	1	1,464
Total Personal	13	19,259
Total Exempt	0	0
TIF Increment Value		
Net Assessed		19,259
Net Assessed Under Protest		
Public Service		
Total PS Value	2	2,263
TIF Increment Value		
Net Assessed		2,263



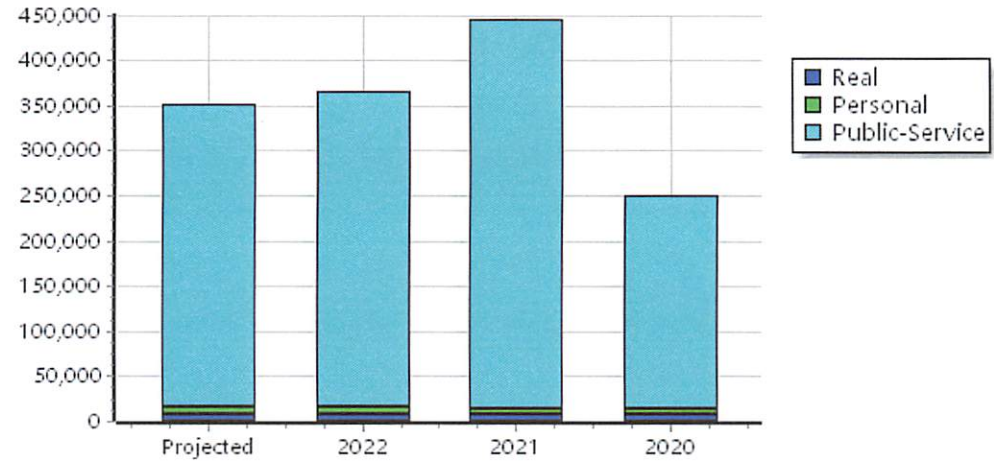
District Totals	
Total Gross Value	380,321
Homestead Loss	19,000
Other Exemption Loss	0
TIF Increment Value	
Retained TIF Value	
Net Assessed Value	361,321
Net Assessed Under Protest	

* Public Service Protests Values are not included on this report.

Real	Count	Value
Agricultural	8	6,886
Commercial	0	0
Residential	2	9,574
Total Real Value	10	16,460
Homestead	0	0
Veteran	1	8,315
Other	0	0
Total Exempt	1	8,315
TIF Increment Value		
Net Assessed		8,145
Net Assessed Under Protest		
Senior Freeze	0	0
Capped Parcels	2	8,236




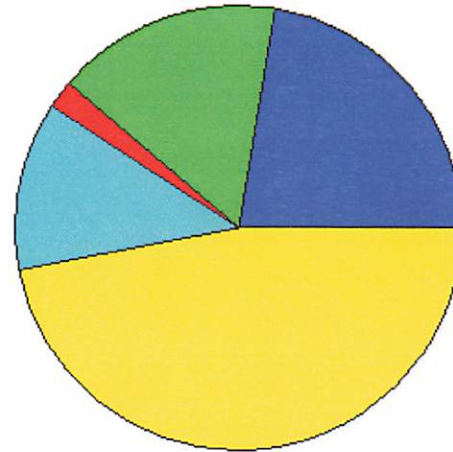
Personal	Count	Value
Agricultural	0	0
Commercial	3	8,989
Mobile Home	0	0
Total Personal	3	8,989
Total Exempt	0	0
TIF Increment Value		
Net Assessed		8,989
Net Assessed Under Protest		
Public Service		
Total PS Value	6	335,288
TIF Increment Value		
Net Assessed		335,288



District Totals	
Total Gross Value	360,737
Homestead Loss	0
Other Exemption Loss	8,315
TIF Increment Value	
Retained TIF Value	
Net Assessed Value	352,422
Net Assessed Under Protest	

* Public Service Protests Values are not included on this report.

Real	Count	Value
Agricultural	31	147,082
Commercial	0	0
Residential	15	113,734
Total Real Value	46	260,816
Homestead	8	9,000
Veteran	0	0
Other	0	0
Total Exempt	9	9,000

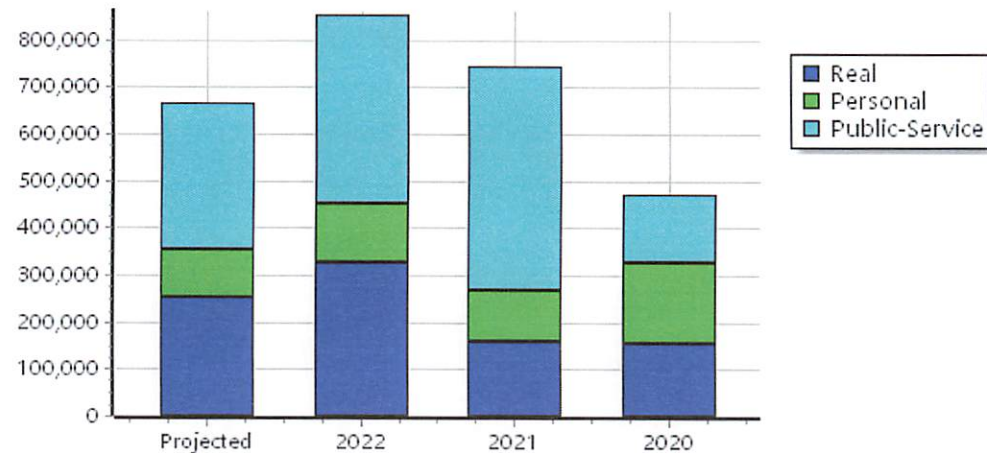


TIF Increment Value	
Net Assessed	251,816
Net Assessed Under Protest	
Senior Freeze	3 4,979
Capped Parcels	26 23,923

Personal	Count	Value
Agricultural	3	2,721
Commercial	10	84,603
Mobile Home	4	14,747
Total Personal	17	102,071
Total Exempt	0	0

TIF Increment Value	
Net Assessed	102,071
Net Assessed Under Protest	

Public Service	Count	Value
Total PS Value	12	310,673
TIF Increment Value		
Net Assessed	310,673	



District Totals	
Total Gross Value	673,560
Homestead Loss	9,000
Other Exemption Loss	0
TIF Increment Value	
Retained TIF Value	
Net Assessed Value	664,560
Net Assessed Under Protest	

* Public Service Protests Values are not included on this report.

Real	Count	Value
Agricultural	8	6,886
Commercial	0	0
Residential	2	9,574
Total Real Value	10	16,460

Homestead	0	0
Veteran	1	8,315
Other	0	0
Total Exempt	1	8,315

TIF Increment Value

Net Assessed 8,145

Net Assessed Under Protest

Senior Freeze	0	0
Capped Parcels	2	8,236

Personal	Count	Value
Agricultural	0	0
Commercial	3	8,989
Mobile Home	0	0
Total Personal	3	8,989

Total Exempt 0

TIF Increment Value

Net Assessed 8,989

Net Assessed Under Protest

Public Service	Count	Value
Total PS Value	6	335,288

TIF Increment Value

Net Assessed 335,288

District Totals

Total Gross Value 360,737

Homestead Loss 0

Other Exemption Loss 8,315

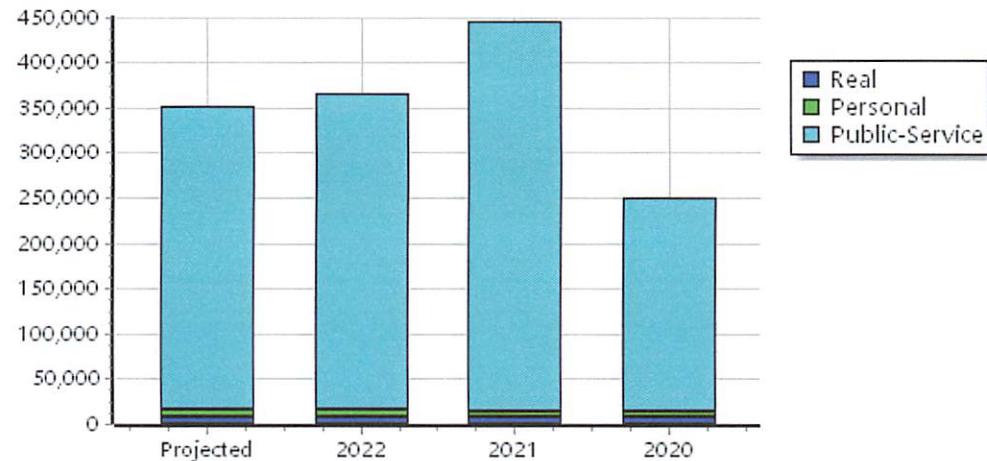

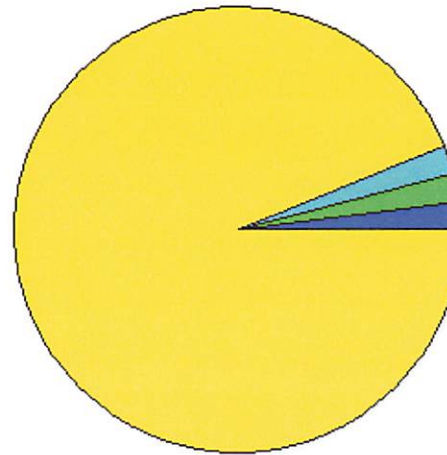
TIF Increment Value

Retained TIF Value

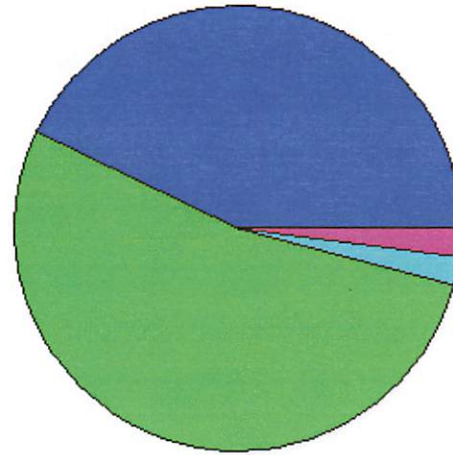
Net Assessed Value 352,422

Net Assessed Under Protest

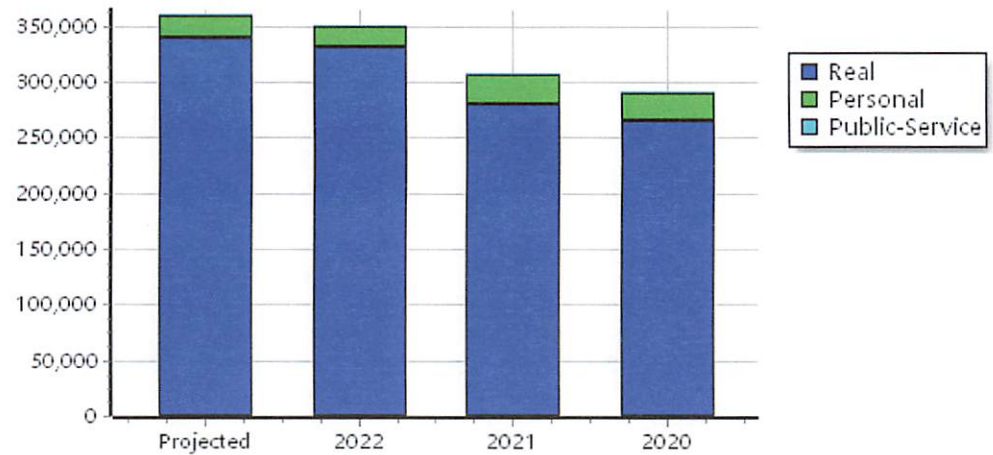
* Public Service Protests Values are not included on this report.



Real	Count	Value
Agricultural	19	162,754
Commercial	0	0
Residential	27	196,045
Total Real Value	46	358,799
Homestead	19	19,000
Veteran	0	0
Other	0	0
Total Exempt	19	19,000
TIF Increment Value		
Net Assessed		339,799
Net Assessed Under Protest		
Senior Freeze	4	13,889
Capped Parcels	32	52,643



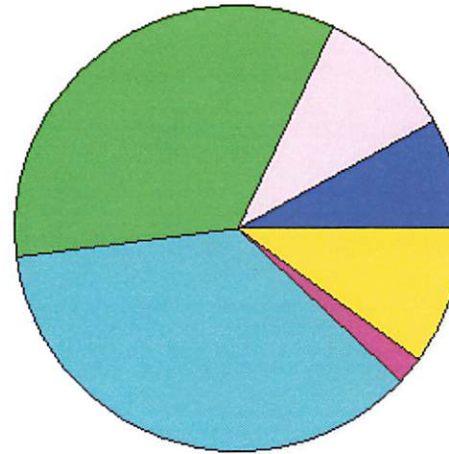
Personal	Count	Value
Agricultural	6	8,567
Commercial	6	9,228
Mobile Home	1	1,464
Total Personal	13	19,259
Total Exempt	0	0
TIF Increment Value		
Net Assessed		19,259
Net Assessed Under Protest		
Public Service	Count	Value
Total PS Value	2	2,263
TIF Increment Value		
Net Assessed		2,263



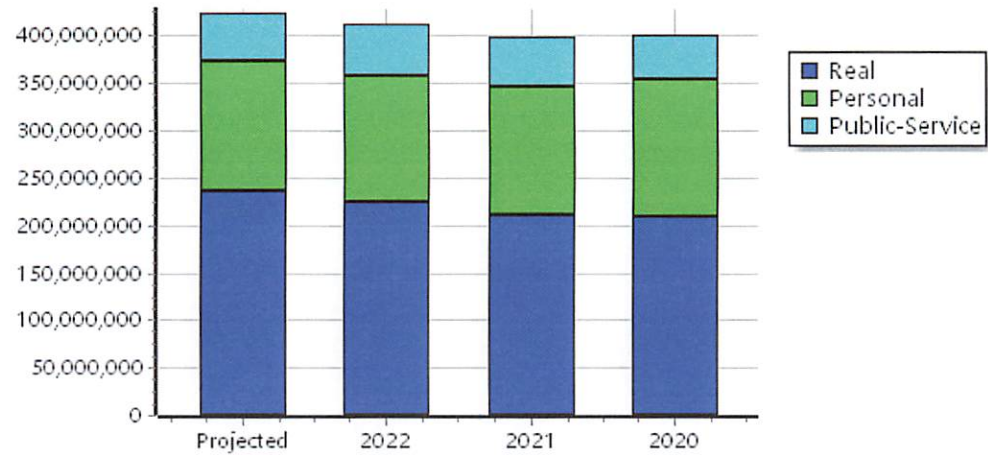
District Totals	
Total Gross Value	380,321
Homestead Loss	19,000
Other Exemption Loss	0
TIF Increment Value	
Retained TIF Value	
Net Assessed Value	361,321
Net Assessed Under Protest	

* Public Service Protests Values are not included on this report.

Real	Count	Value
Agricultural	6,208	42,256,509
Commercial	1,703	46,731,359
Residential	19,844	164,627,514
Total Real Value	27,755	253,615,382
Homestead	8,623	9,157,591
Veteran	557	7,901,651
Other	0	0
Total Exempt	9,754	17,059,242
TIF Increment Value		
Net Assessed		236,556,140
Net Assessed Under Protest		
Senior Freeze	1,622	5,438,726
Capped Parcels	17,351	74,973,862



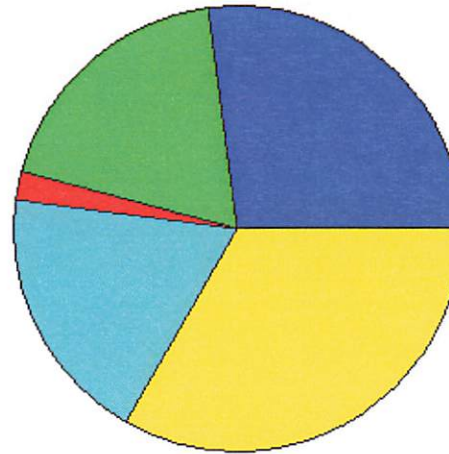
Personal	Count	Value
Agricultural	1,632	5,435,267
Commercial	2,224	176,668,357
Mobile Home	473	1,446,949
Total Personal	4,329	183,550,573
Total Exempt	250	45,992,162
TIF Increment Value		
Net Assessed		137,558,411
Net Assessed Under Protest		
Public Service	Count	Value
Total PS Value	263	50,011,771
TIF Increment Value		
Net Assessed		50,011,771



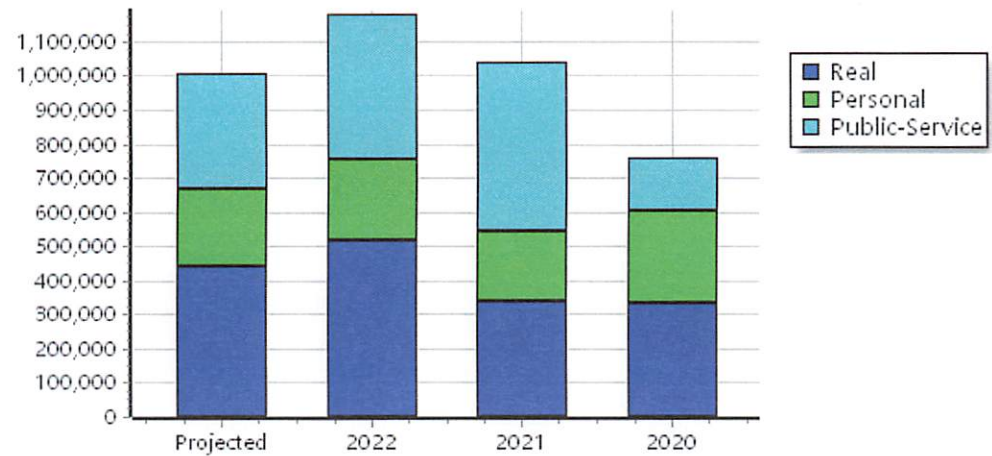
District Totals	
Total Gross Value	487,177,726
Homestead Loss	9,157,591
Other Exemption Loss	53,893,813
TIF Increment Value	
Retained TIF Value	
Net Assessed Value	424,126,322
Net Assessed Under Protest	

* Public Service Protests Values are not included on this report.

Real	Count	Value
Agricultural	77	272,030
Commercial	0	0
Residential	61	189,459
Total Real Value	138	461,489
Homestead	20	21,000
Veteran	0	0
Other	0	0
Total Exempt	21	21,000
TIF Increment Value		
Net Assessed		440,489
Net Assessed Under Protest		
Senior Freeze	5	9,825
Capped Parcels	70	46,896



Personal	Count	Value
Agricultural	12	9,393
Commercial	15	189,017
Mobile Home	6	28,680
Total Personal	33	227,090
Total Exempt	0	0
TIF Increment Value		
Net Assessed		227,090
Net Assessed Under Protest		
Public Service		
Total PS Value	16	337,504
TIF Increment Value		
Net Assessed		337,504



District Totals	
Total Gross Value	1,026,083
Homestead Loss	21,000
Other Exemption Loss	0
TIF Increment Value	
Retained TIF Value	
Net Assessed Value	1,005,083
Net Assessed Under Protest	

* Public Service Protests Values are not included on this report.